

LED Accent



TIS GSL211

Application

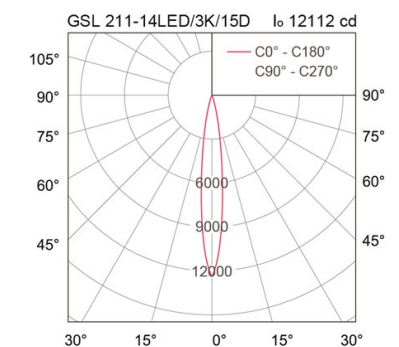
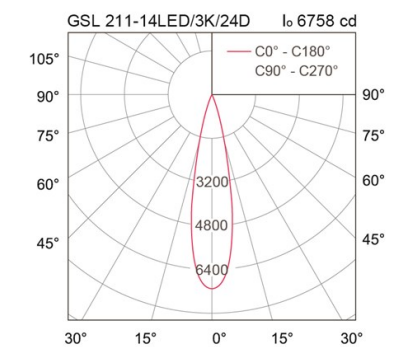
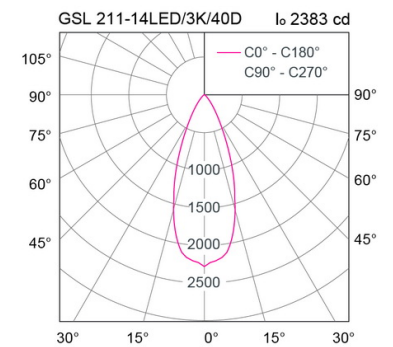
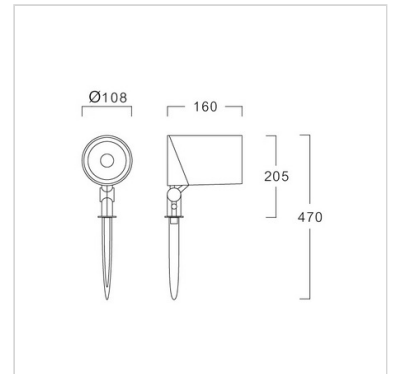
Accent Luminaire is designed for a wide variety of architectural and landscape applications to accent or highlight specific architectural and landscape features, etc.

Specification

Housing	Die-cast aluminium
Finishing	Powder coated in black
Lens	Clear toughened glass
Gasket	Silicone rubber
Dimension	108x160x205 mm.
Mounting	Ground spike
Power	14W
Light Source	LED-COB
Colour Temperature	3000/4000K
Luminaire Output	1190 lm
Beam Angle	15/24/40 degree
Control Gear	Built-in driver
Power Supply	220-240VAC, 50Hz
Insulation Class	I
IP Rating	66
Luminaire Lifetime	50,000 hrs.
Equivalent	PAR30 100W

Ordering Data


Model	Watt
GSL211-14LED	14W



Related Products



Glare shield



Honey comb